

PEGASUS
Individual Mobile App
User Guide



Individual Mobile App

ACCESS THE APP



Download App

- Download and open the Onsite Mobile App from the Apple App store or Google Play store.



Login

- Login using the username and password you have received.



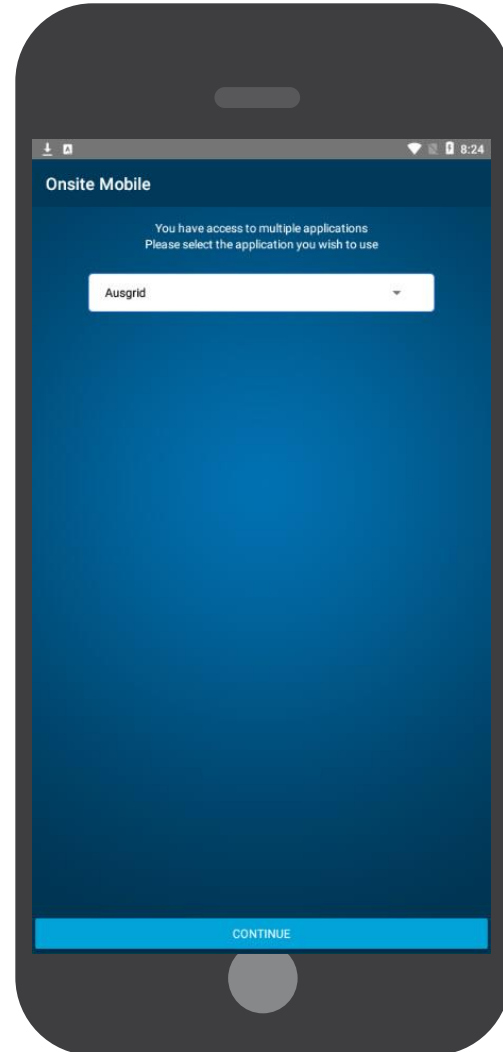
Individual Mobile App

ACCESS THE APP



Select Client

- You may be asked to select an application. Chose Ausgrid from the list.



Applications.


- Multiple applications will appear if your profile is associated with other clients. Chose the appropriate client to view. You can always “Sign Out” later and select another application to view from inside the app.

Individual Mobile App ACCESS THE APP



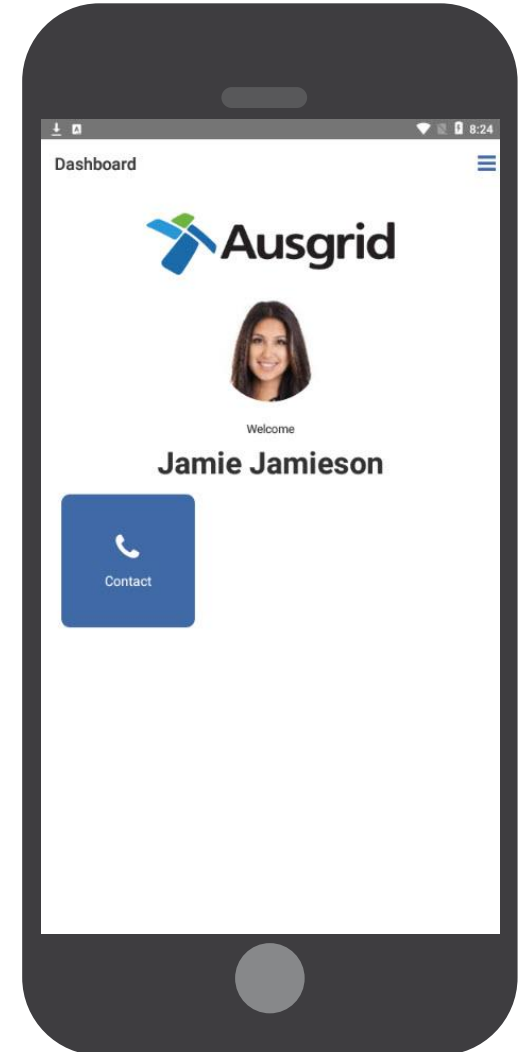
Create a Pin

- Choose a 4-digit pin number to speed up future logins, or if you close the app regularly.



Home Page

- This is your Home page of the app. To get started viewing your profile tap on your face to see your information.

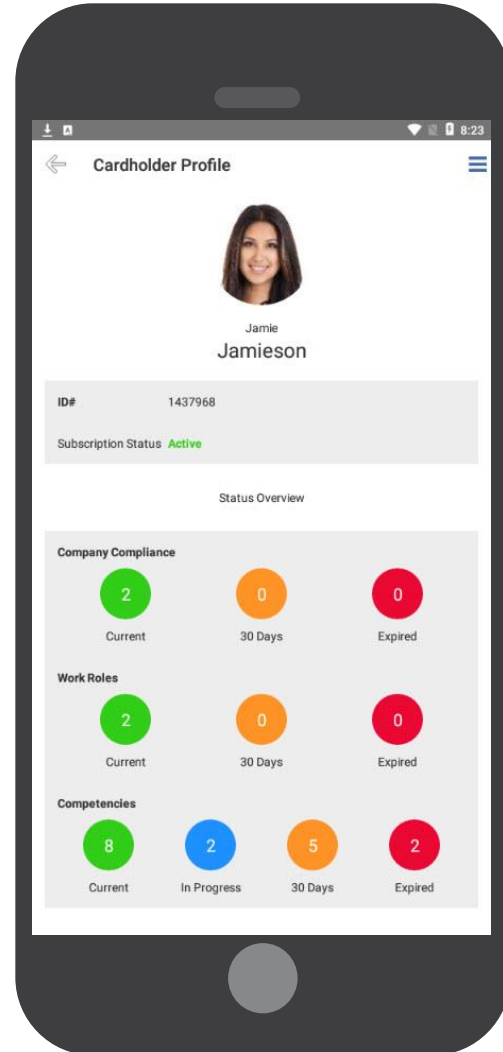




Details

- Your Full Name and Pegasus ID are displayed under your profile.

You can scroll down in the app to look at additional information.



Status Lights.

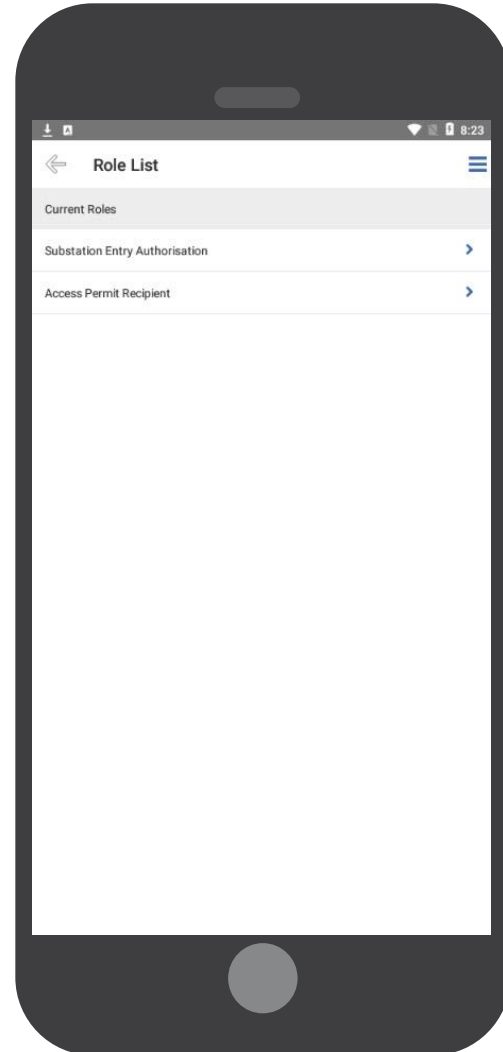
- Role Status
Green = Current Roles
Amber = Roles expiring in next 30 days
Red = Expired Roles

Competency Status
Green = Current Competencies
Amber = Competencies expiring in next 30 days
Red = Expired Competencies



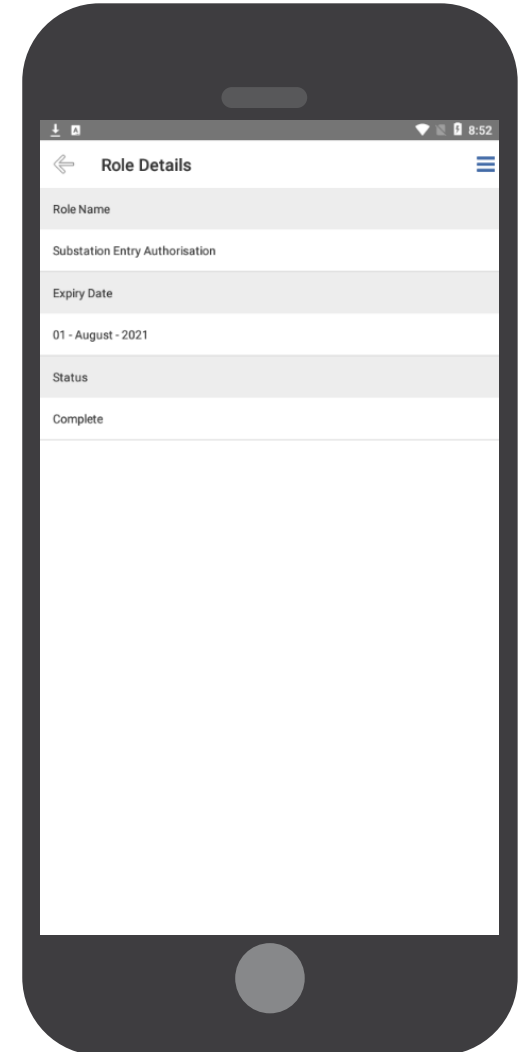
Role List

- When tapping the Work Role status buttons on your profile, a list of roles with the relevant status will be displayed.



Role Details

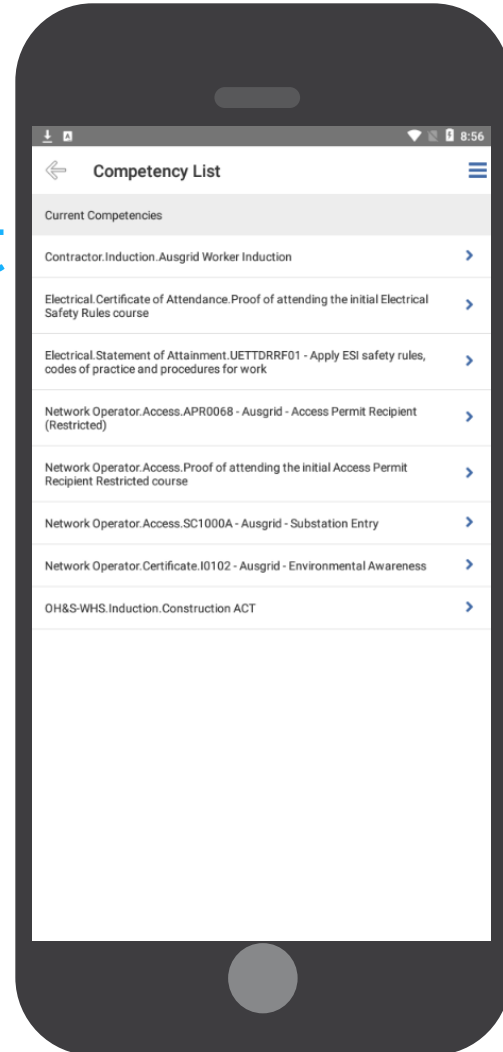
- When tapping a specific role, the expiry and status details are displayed.





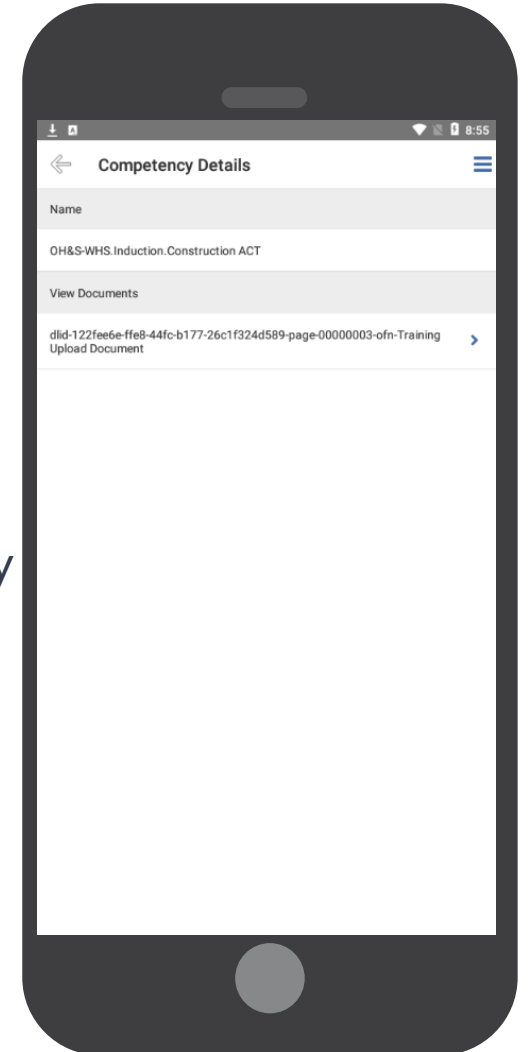
Competency List

- When tapping the competency status buttons on your profile, a list of competencies with the description in more detail will be displayed.



Competency Details

- When tapping a specific competency, the ability to view the documented evidence of the competency will be displayed, where a file upload exists.



Individual Mobile App

ACCESS THE APP



Details

- You can view your competency uploads from the App.

Only those that have a file upload will be visible to you.





Contact

- When tapping the contact button from the home page, the contact details for the Pegasus support team are able to be seen.



Sign Out

- Sign Out of the app if you share a work phone, or you wish to view details under another client application.

Note: Not all clients support the mobile app for an individual



For Support

P: 1300 208 498

E: ausgrid@pegasus.net.au

W: ausgridpartners.com.au

